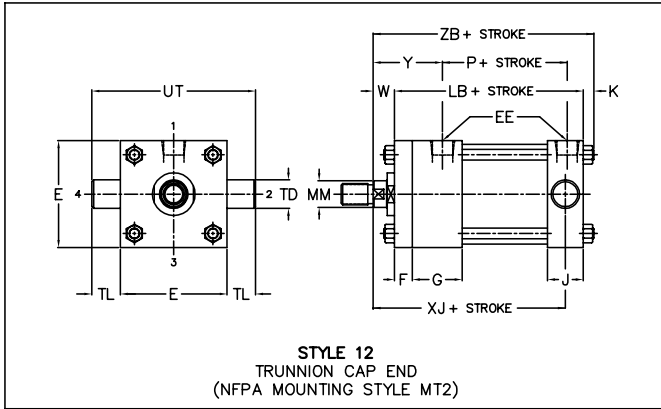




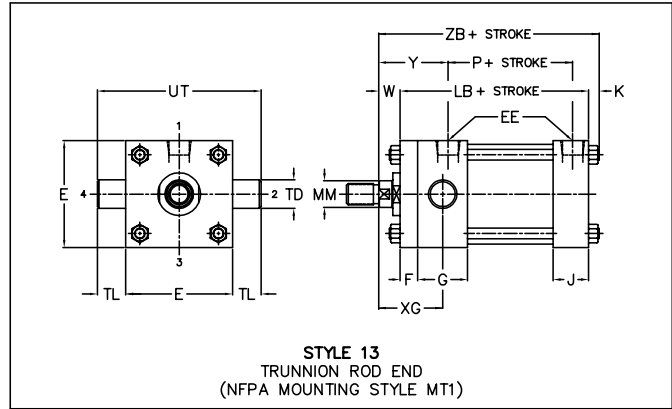
TRUNNION MOUNTED CYLINDERS

1 1/2" TO 6" BORE SERIES JHD AND LSSL AIR CYLINDERS

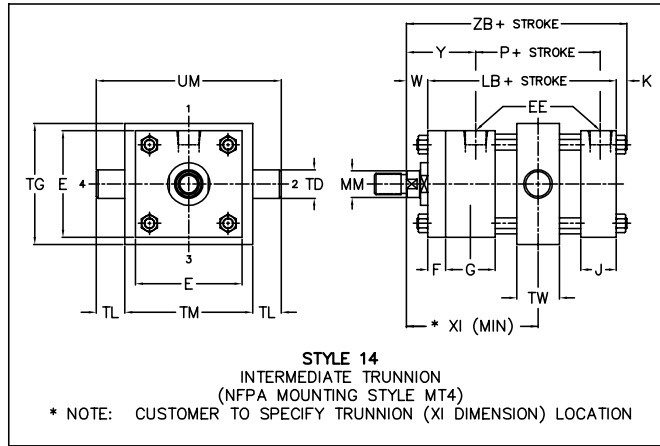
STANDARD IN BRASS TUBE DESIGN AND ALL STAINLESS STEEL DESIGN!



Standard Port location is Position 1.
Standard Cushion location is Position 2 Rod End, and Position 3 Cap End.



Standard Port location is Position 1.
Standard Cushion location is Position 3 Rod End, and Position 2 Cap End.



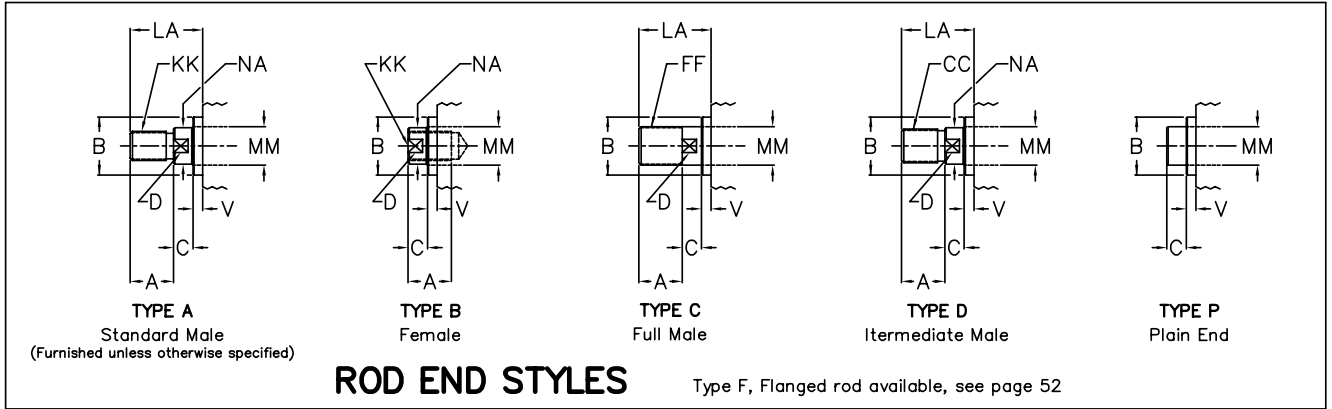
Standard Port location is Position 1.
Standard Cushion location is Position 2.

ENVELOPE AND MOUNTING DIMENSIONS NOT AFFECTED BY ROD DIAMETER

BORE	E	EE *		F	G	J	K	TD ** +000 -001	TG	TL	TM	TW	UM	UT	LB	P
		NPTF	SAE													
1 1/2	2	3/8	6	3/8	1 1/2	1	1/4	1.000	2 1/2	1	2 1/2	1 1/4	4 1/2	4	4	2 1/4
2	2 1/2	3/8	6	3/8	1 1/2	1	5/16	1.000	3	1	3	1 1/2	5	4 1/2	4	2 1/4
2 1/2	3	3/8	6	3/8	1 1/2	1	5/16	1.000	3 1/2	1	3 1/2	1 1/2	5 1/2	5	4 1/8	2 3/8
3 1/4	3 3/4	1/2	10	5/8	1 3/4	1 1/4	3/8	1.000	4 1/4	1	4 1/2	2	6 1/2	5 3/4	4 7/8	2 5/8
4	4 1/2	1/2	10	5/8	1 3/4	1 1/4	3/8	1.000	5	1	5 1/4	2	7 1/4	6 1/2	4 7/8	2 5/8
5	5 1/2	1/2	10	5/8	1 3/4	1 1/4	7/16	1.000	6	1	6 1/4	2	8 1/4	7 1/2	5 1/8	2 7/8
6	6 1/2	3/4	12	3/4	2	1 1/2	7/16	1.375	7	1 3/8	7 5/8	2 1/2	10 3/8	9 1/4	5 3/4	3 1/8

* NPTF PORTS FURNISHED UNLESS OTHERWISE SPECIFIED
** TD IS TRUNNION PIN DIAMETER

TRUNNION MOUNTED CYLINDERS (Cont.)



DIMENSIONS AFFECTED BY ROD DIAMETER

BORE	ROD DIA. MM	THREAD SIZE			ROD AND PILOT DIMENSIONS							ENVELOPE DIMENSIONS						
		KK	CC	FF	A	B +.000 -.002	C	D	LA	NA	V	W	Y	XG	XI	XJ	ZB	
		STD													MIN.			ADD STROKE
1 1/2	5/8	7/16-20	1/2-20	5/8-18	3/4	1.124	3/8	1/2	1 3/8	9/16	1/4	5/8	1 15/16	1 3/4	3 1/8	4 1/8	4 7/8	
	1 *	3/4-16	7/8-14	1-14	1 1/8	1.499	1/2	7/8	2 1/8	15/16	1/2	1	2 5/16	2 1/8	3 1/2	4 1/2	5 1/4	
2	5/8	7/16-20	1/2-20	5/8-18	3/4	1.124	3/8	1/2	1 3/8	9/16	1/4	5/8	1 15/16	1 3/4	3 1/4	4 1/8	4 15/16	
	1	3/4-16	7/8-14	1-14	1 1/8	1.499	1/2	7/8	2 1/8	15/16	1/2	1	2 5/16	2 1/8	3 5/8	4 1/2	5 5/16	
	1 3/8 *	1-14	1 1/4-12	1 3/8-12	1 5/8	1.999	5/8	1 1/8	2 7/8	1 5/16	5/8	1 1/4	2 9/16	2 3/8	3 7/8	4 3/4	5 9/16	
2 1/2	5/8	7/16-20	1/2-20	5/8-18	3/4	1.124	3/8	1/2	1 3/8	9/16	1/4	5/8	1 15/16	1 3/4	3 1/4	4 1/4	5 1/16	
	1	3/4-16	7/8-14	1-14	1 1/8	1.499	1/2	7/8	2 1/8	15/16	1/2	1	2 5/16	2 1/8	3 5/8	4 5/8	5 7/16	
	1 3/8	1-14	1 1/4-12	1 3/8-12	1 5/8	1.999	5/8	1 1/8	2 7/8	1 5/16	5/8	1 1/4	2 9/16	2 3/8	3 7/8	4 7/8	5 11/16	
	1 3/4 *	1 1/4-12	1 1/2-12	1 3/4-12	2	2.374	3/4	1 1/2	3 1/2	1 11/16	3/4	1 1/2	2 13/16	2 5/8	4 1/8	5 1/8	5 15/16	
3 1/4	1	3/4-16	7/8-14	1-14	1 1/8	1.499	1/2	7/8	1 7/8	15/16	1/4	3/4	2 7/16	2 1/4	4 1/8	5	6	
	1 3/8	1-14	1 1/4-12	1 3/8-12	1 5/8	1.999	5/8	1 1/8	2 5/8	1 5/16	3/8	1	2 11/16	2 1/2	4 3/8	5 1/4	6 1/4	
	1 3/4	1 1/4-12	1 1/2-12	1 3/4-12	2	2.374	3/4	1 1/2	3 1/4	1 11/16	1/2	1 1/4	2 15/16	2 3/4	4 5/8	5 1/2	6 1/2	
	2 *	1 1/2-12	1 3/4-12	2-12	2 1/4	2.624	7/8	1 11/16	3 5/8	1 15/16	1/2	1 3/8	3 1/16	2 7/8	4 3/4	5 5/8	6 5/8	
4	1	3/4-16	7/8-14	1-14	1 1/8	1.499	1/2	7/8	1 7/8	15/16	1/4	3/4	2 7/16	2 1/4	4 1/8	5	6	
	1 3/8	1-14	1 1/4-12	1 3/8-12	1 5/8	1.999	5/8	1 1/8	2 5/8	1 5/16	3/8	1	2 11/16	2 1/2	4 3/8	5 1/4	6 1/4	
	1 3/4	1 1/4-12	1 1/2-12	1 3/4-12	2	2.374	3/4	1 1/2	3 1/4	1 11/16	1/2	1 1/4	2 15/16	2 3/4	4 5/8	5 1/2	6 1/2	
	2	1 1/2-12	1 3/4-12	2-12	2 1/4	2.624	7/8	1 11/16	3 5/8	1 15/16	1/2	1 3/8	3 1/16	2 7/8	4 3/4	5 5/8	6 5/8	
5	1	3/4-16	7/8-14	1-14	1 1/8	1.499	1/2	7/8	1 7/8	15/16	1/4	3/4	2 7/16	2 1/4	4 1/8	5 1/4	6 5/16	
	1 3/8	1-14	1 1/4-12	1 3/8-12	1 5/8	1.999	5/8	1 1/8	2 5/8	1 5/16	3/8	1	2 11/16	2 1/2	4 3/8	5 1/2	6 9/16	
	1 3/4	1 1/4-12	1 1/2-12	1 3/4-12	2	2.374	3/4	1 1/2	3 1/4	1 11/16	1/2	1 1/4	2 15/16	2 3/4	4 5/8	5 3/4	6 13/16	
	2	1 1/2-12	1 3/4-12	2-12	2 1/4	2.624	7/8	1 11/16	3 5/8	1 15/16	1/2	1 3/8	3 1/16	2 7/8	4 3/4	5 7/8	6 15/16	
6	1 3/8	1-14	1 1/4-12	1 3/8-12	1 5/8	1.999	5/8	1 1/8	2 1/2	1 5/16	1/4	7/8	2 13/16	2 5/8	4 7/8	5 7/8	7 1/16	
	1 3/4	1 1/4-12	1 1/2-12	1 3/4-12	2	2.374	3/4	1 1/2	3 1/8	1 11/16	3/8	1 1/8	3 1/16	2 7/8	5 1/8	6 1/8	7 5/16	
	2	1 1/2-12	1 3/4-12	2-12	2 1/4	2.624	7/8	1 11/16	3 1/2	1 15/16	3/8	1 1/4	3 3/16	3	5 1/4	6 1/4	7 7/16	
	2 1/2	1 7/8-12	2 1/4-12	2 1/2-12	3	3.124	1	2 1/16	4 1/2	2 3/8	1/2	1 1/2	3 7/16	3 1/4	5 1/2	6 1/2	7 11/16	

FIRST ROD SIZE SHOWN FOR EACH BORE SIZE IS STANDARD ROD
 * ROD END CUSHIONS AVAILABLE ONLY AS NON-ADJUSTABLE TYPE - CONSULT LEHIGH